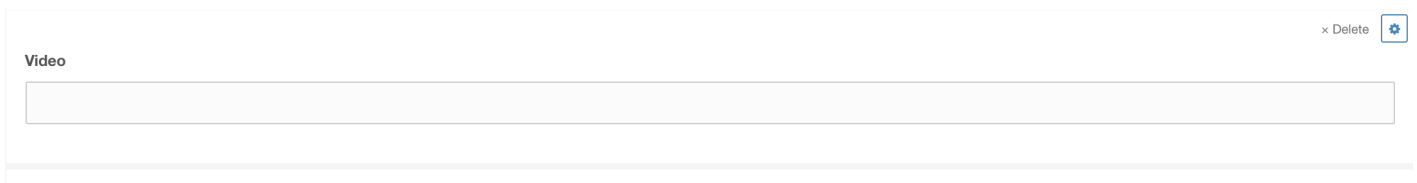



Field: Video

Video

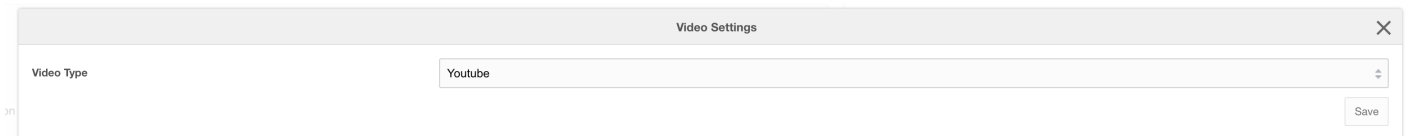
Simple video field, with the option to put Vimeo or Youtube video onto the resource.

Category: Default.




Video x Delete 

Additional Settings: (as found within field cog, **highlighted in blue**)



Video Settings X

Video Type Youtube 

Save

Settings

Video Type: The video source (where the url is hosted from, Youtube or Vimeo). Default Youtube

For Youtube Videos:

To show a video on the WL site from Youtube, you need to obtain the video id (i.e for <https://www.youtube.com/embed/68uftTvRKCY> the value to put into the video field would be **68uftTvRKCY**). The only value required is the ID.

For Vimeo Videos:

To show a video on the WL site from Vimeo, you need to obtain the video id (i.e for `<iframe title="vimeo-player" src="https://player.vimeo.com/video/441349745" width="640" height="360" frameborder="0" allowfullscreen></iframe>` the value to put into the video field would be **441349745**). The only value required is the ID.

Updated Mon, Aug 10, 2020 12:01 PM by [Jamie Haines](#)